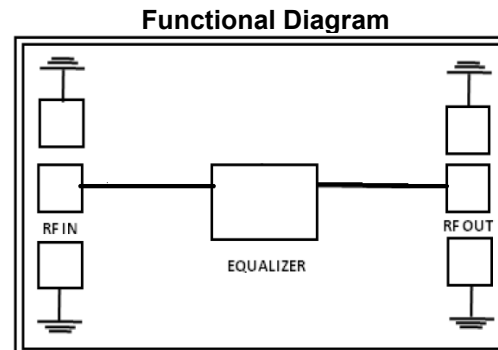


1-20GHz Wide Band Gain Equalizer

Features

- ◆ Frequency Range: 1-20 GHz
- ◆ Gain Slope from 2.0dB
- ◆ Return Loss:15dB
- ◆ Die Size:0.85 mm×0.6 mm×0.1mm



Description

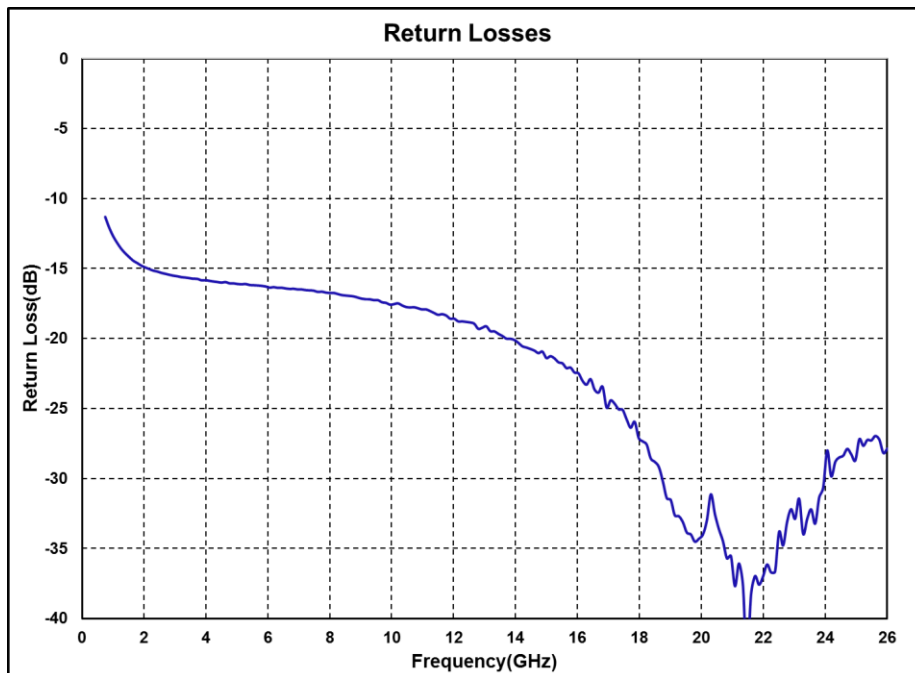
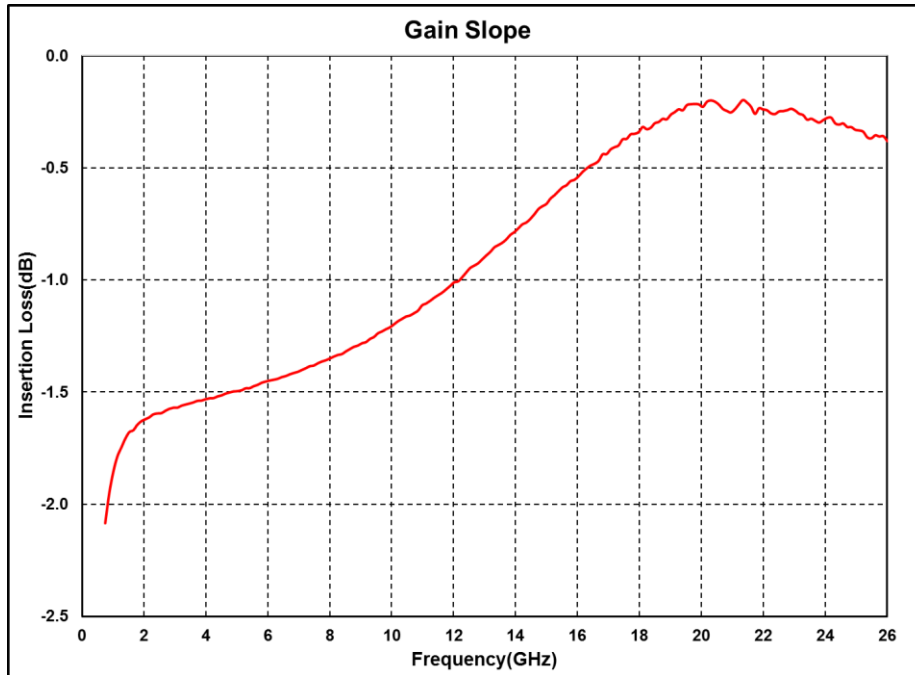
The GE1P7 is a 1-20GHz Gain Equalizer. The Gain Equalizer features 2.0dB insertion loss. This Gain Equalizer offers 1.7dB of Negative Gain slope compensation. The Circuit grounds are provided through Vias to the backside metallization.

Electrical Specifications @ $T_A = 25\text{ }^\circ\text{C}$, $Z_o = 50\Omega$,

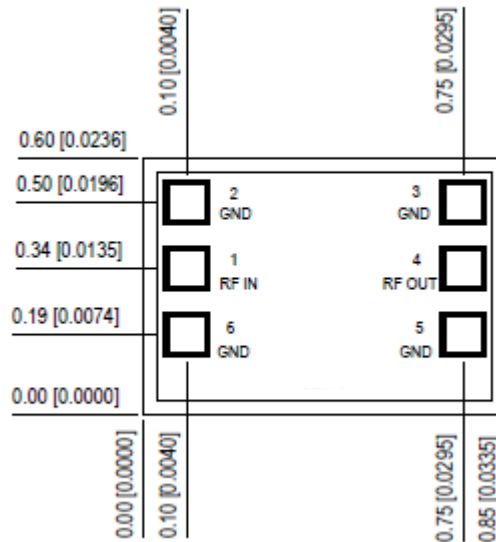
Parameter	Typical Values	Units
Frequency Range	1-20	GHz
Insertion Loss	2.0 to 0.2	dB
Gain Slope	1.7	dB
Return Loss	15	dB
Max Power Handling	25	dBm

Note: The above parameters specified are On Wafer probed results.

On Wafer Probed Results



RF and DC Bias Pad Details



Units : millimeters (inches)

Note :

1. All RF and DC bond pads are 100µm x 100µm
2. Pad no.1: RF IN
3. Pad no.4: RF OUT
4. Pad no.2,3,5,6: GND

*This is an advance info sheet for information only. All information is subject to change without prior notice.
 It is advised to refer released data sheet for more details.*